

Scaled data based on original data using
LM-79-08 Approved Method: Electrical and Photometric Measurements of Solid-
State Lighting Products

Test Report Prepared for
Cooper Lighting Solutions
(formerly Eaton)

Brand: McGRAW-EDISON

Report Number: P452568

Luminaire Tested: **GALN-SA3C-740-U-5MQ**

Issue Date: 1/4/2021

Test Information

Test Method: LM-79-08
Report Number: P452568
TEST IS SCALED FROM IESNA LM-79-08 TEST DATA (G3-2011-042-2)
Test Lab: INNOVATION CENTER
Issue Date: 1/4/2021
Manufacturer: COOPER LIGHTING SOLUTIONS (FORMERLY EATON)
Product Line: MCGRAW-EDISON
Catalog Number: GALN-SA3C-740-U-5MQ
Description: GALLEON AREA AND ROADWAY LUMINAIRE
(3) 70 CRI, 4000K, 1050mA LIGHTSQUARES WITH 16 LEDS EACH AND TYPE V
MEDIUM OPTICS
Light Source: -
Ballast/Driver: ELECTRONIC DRIVER

Summary

Lumens per Lamp: N/A
Luminaire Lumens: 22012 lumens
Efficiency: N/A
Efficacy: 137.6 lumens/watt
Luminous Opening: Rectangular (W 1' x L: 1' x H: 0')
IES Classification: Type V - Short
BUG Rating: B5 - U0 - G3

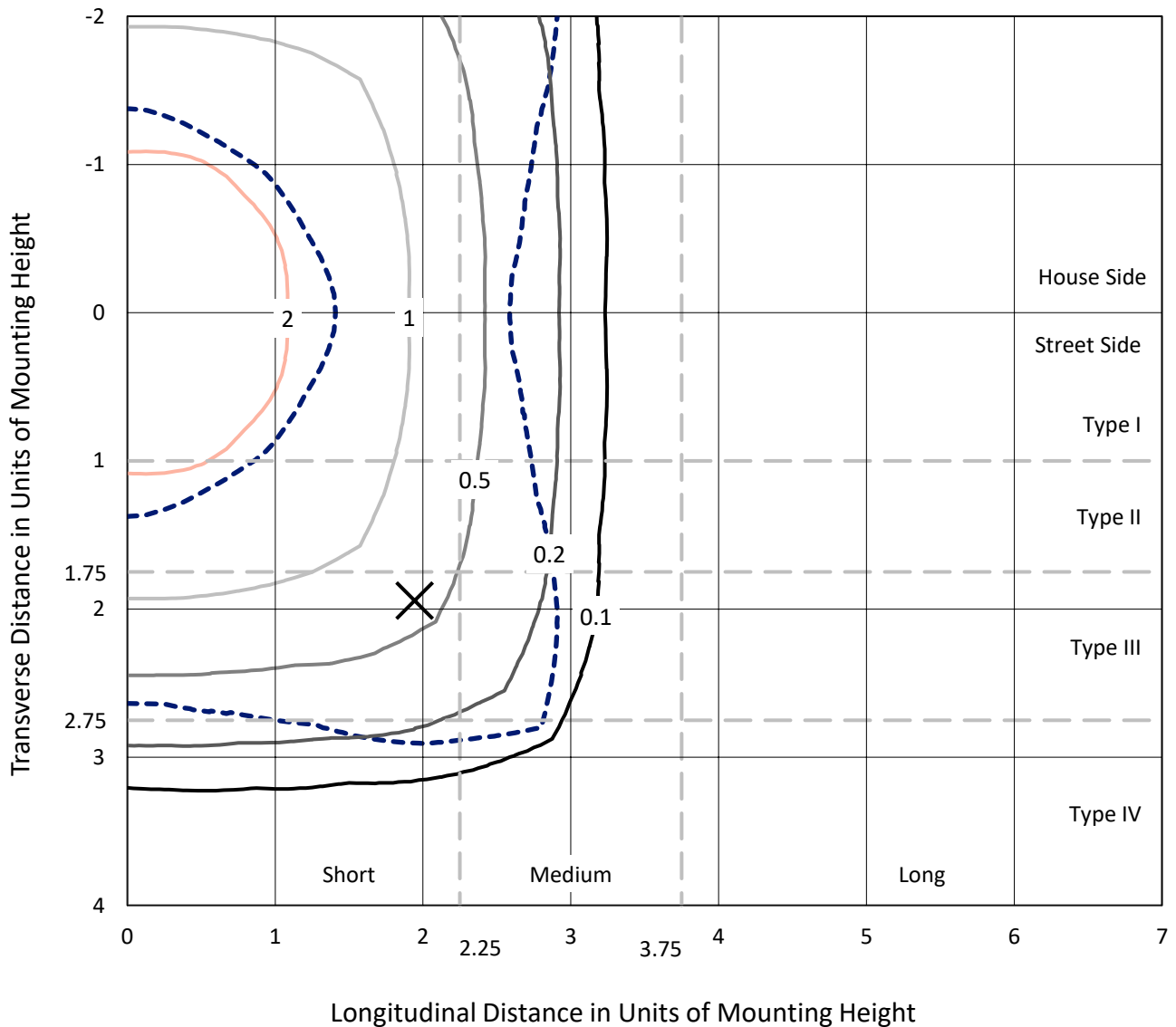
Input Watts (W): 160
Input Voltage (V): NR
Input Current (A_{in}): NR
Voltage Rise (V): NR
Power Factor: NR
Total Harmonic Distortion (THDi): NR
Frequency (hertz): 60
Stabilization Time: NR
Operation Time: NR
Ambient Temperature (°C): NR
Test Distance: 24 FT



REPORT NUMBER: P452568
 CATALOG NUMBER: GALN-SA3C-740-U-5MQ

Iso-Footcandle Lines of Horizontal Illumination

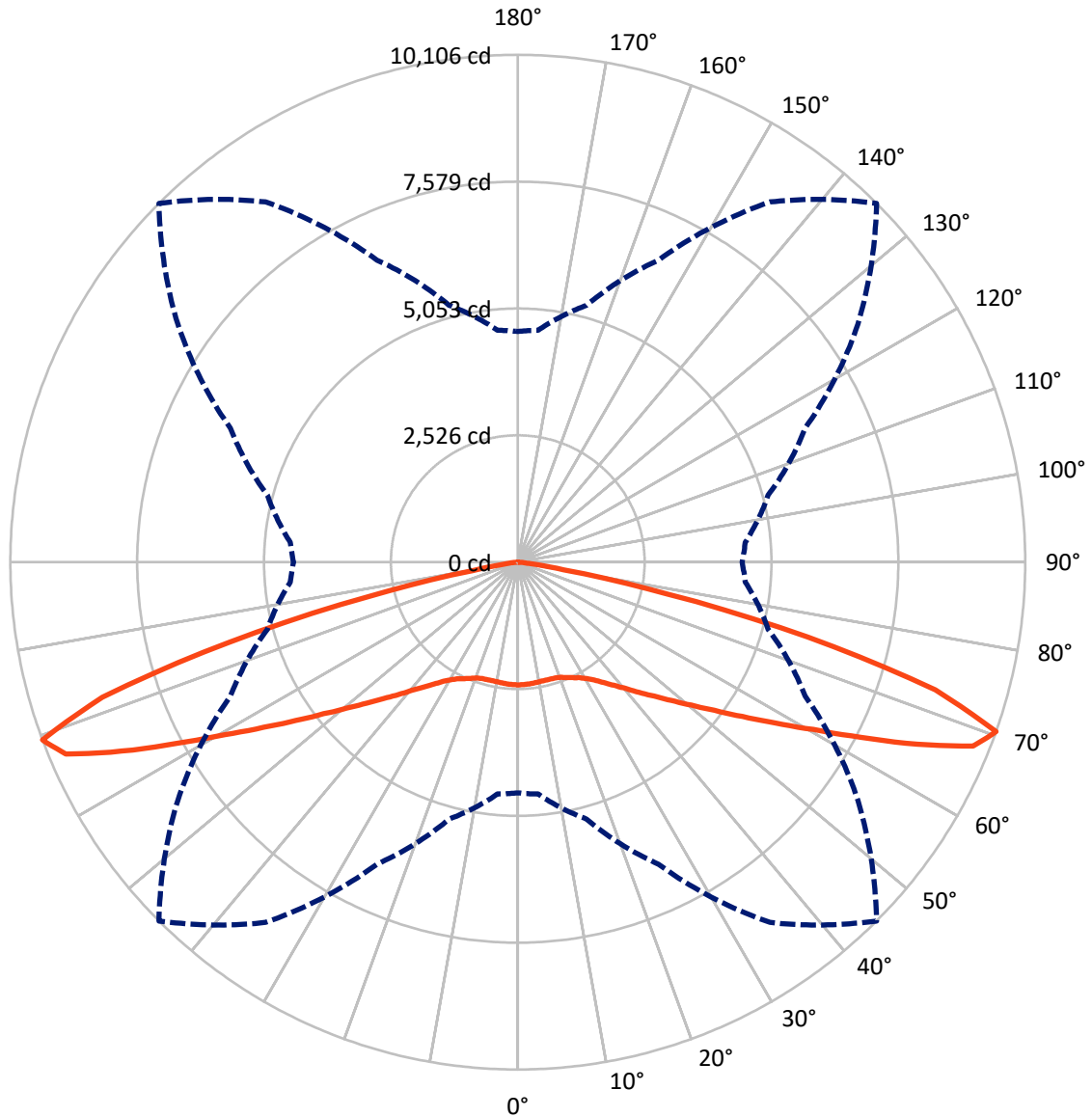
× Max cd
 - - - 1/2 Max cd



Based on 25 foot mounting height. Maximum calculated value = 3.9 fc
 Type V - Short - N/A

REPORT NUMBER: P452568
CATALOG NUMBER: GALN-SA3C-740-U-5MQ

Luminous Intensity Polar Plot



— Vertical Plane Through 45-Deg Lateral - - - Horizontal Cone Through 70-Deg Vertical

REPORT NUMBER: P452568

CATALOG NUMBER: GALN-SA3C-740-U-5MQ

FLUX DISTRIBUTION:

		Downward	Upward	Total
House Side	Lumens	11006.0	0.0	11006.0
	% Fixture	50.0	0.0	50.0
Street Side	Lumens	11006.0	0.0	11006.0
	% Fixture	50.0	0.0	50.0
Total	Lumens	22012.0	0.0	22012.0
	% Fixture	100.0	0.0	100.0

Coefficient of Utilization

ZONAL LUMENS:

Zone	Lumens	% Fixture
0°-10°	231.8	1.1
10°-20°	680.2	3.1
20°-30°	1163.3	5.3
30°-40°	1846.4	8.4
40°-50°	2978.8	13.5
50°-60°	4846.5	22.0
60°-70°	7025.7	31.9
70°-80°	3116.4	14.2
80°-90°	122.9	0.6
90°-100°	0.0	0.0
100°-110°	0.0	0.0
110°-120°	0.0	0.0
120°-130°	0.0	0.0
130°-140°	0.0	0.0
140°-150°	0.0	0.0
150°-160°	0.0	0.0
160°-170°	0.0	0.0
170°-180°	0.0	0.0
0°-90°	22012.0	100.0
0°-180°	22012.0	100.0



REPORT NUMBER: P452568

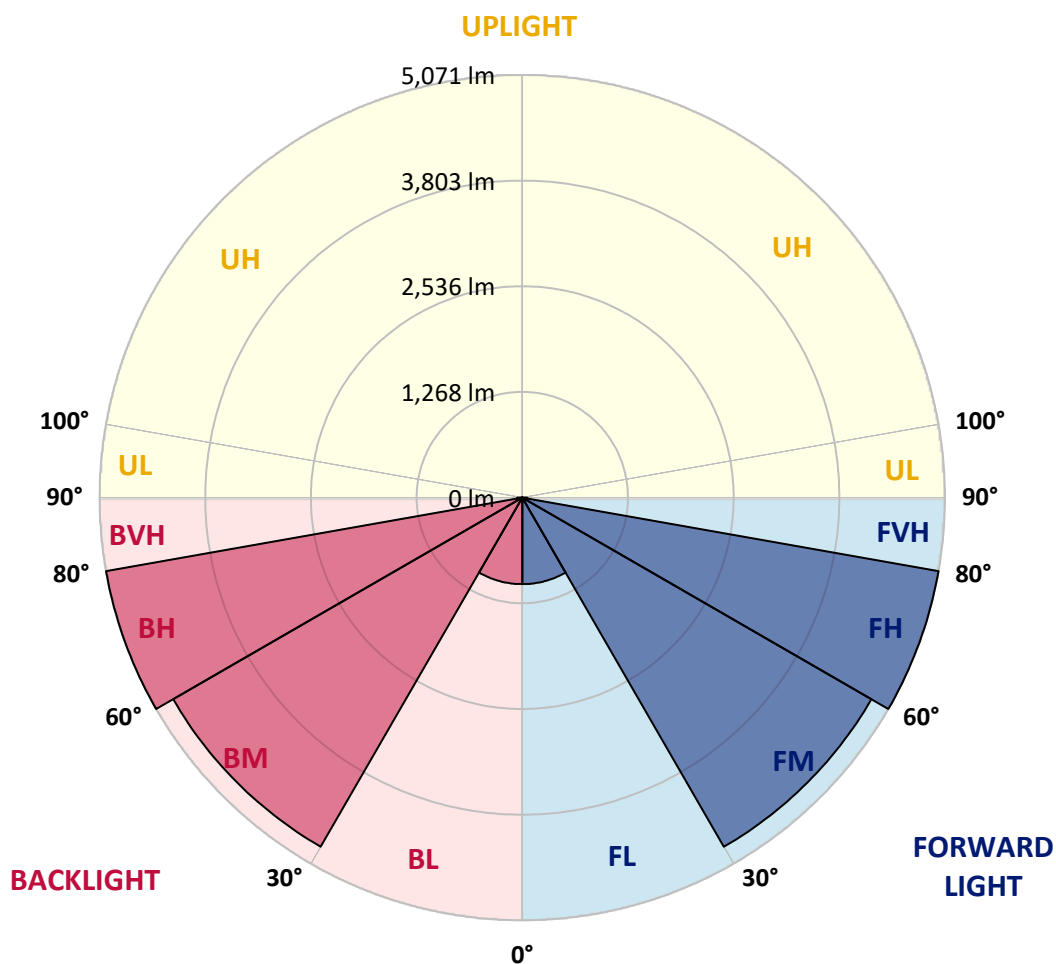
CATALOG NUMBER: GALN-SA3C-740-U-5MQ

LUMINAIRE CLASSIFICATION SYSTEM LUMEN TABLE AND BUG RATING:

Zone	Lumens	% Fixture	Zone Rating/Lumen Limit		
			B	U	G
FL (0°-30°)	1037.6	4.7			
FM (30°-60°)	4835.9	22.0			
FH (60°-80°)	5071.0	23.0			G3/7500
FVH (80°-90°)	61.5	0.3			G1/100
BL (0°-30°)	1037.6	4.7	B3/2500		
BM (30°-60°)	4835.9	22.0	B3/5000		
BH (60°-80°)	5071.0	23.0	B5		G3/7500
BVH (80°-90°)	61.5	0.3			G1/100
UL (90°-100°)	0.0	0.0		U0/0	
UH (100°-180°)	0.0	0.0		U0/0	

BUG Rating: B5-U0-G3

Type V Short





REPORT NUMBER: P452568

CATALOG NUMBER: GALN-SA3C-740-U-5MQ

CANDELA DISTRIBUTION (FULL):

	0°	5°	15°	25°	35°	45°	55°	65°	75°	85°	90°
0°	2444.3	2444.3	2444.3	2444.3	2444.3	2444.3	2444.3	2444.3	2444.3	2444.3	2444.3
2.5°	2444.3	2446.6	2443.2	2440.8	2439.7	2439.7	2438.5	2439.7	2446.6	2447.8	2444.3
5°	2437.4	2439.7	2438.5	2436.2	2435.0	2435.0	2433.9	2432.7	2438.5	2440.8	2439.7
7.5°	2428.1	2429.2	2428.1	2426.9	2428.1	2426.9	2423.4	2421.1	2425.8	2425.8	2424.6
10°	2411.8	2414.2	2413.0	2414.2	2416.5	2416.5	2411.8	2407.2	2408.4	2406.0	2406.0
12.5°	2392.1	2395.6	2396.8	2401.4	2407.2	2414.2	2403.7	2393.3	2391.0	2389.8	2388.6
15°	2379.4	2382.8	2387.5	2392.1	2402.6	2417.6	2402.6	2386.3	2381.7	2377.0	2374.7
17.5°	2375.9	2380.5	2387.5	2394.4	2408.4	2423.4	2410.7	2394.4	2382.8	2375.9	2373.6
20°	2385.2	2388.6	2399.1	2411.8	2431.6	2446.6	2433.9	2416.5	2399.1	2388.6	2385.2
22.5°	2403.7	2409.5	2422.3	2445.5	2473.3	2495.4	2478.0	2449.0	2421.1	2407.2	2402.6
25°	2444.3	2449.0	2464.1	2495.4	2527.9	2548.7	2530.2	2496.5	2458.3	2439.7	2433.9
27.5°	2505.8	2512.8	2529.0	2566.1	2592.8	2604.4	2591.7	2568.5	2540.6	2520.9	2516.3
30°	2592.8	2600.9	2625.3	2664.7	2682.1	2689.1	2683.3	2668.2	2648.5	2627.6	2623.0
32.5°	2710.0	2714.6	2742.5	2779.6	2795.8	2798.2	2791.2	2784.2	2751.8	2717.0	2714.6
35°	2841.1	2849.2	2882.8	2926.9	2942.0	2943.2	2929.3	2918.8	2880.5	2852.7	2852.7
37.5°	3015.1	3018.6	3051.1	3100.9	3117.2	3112.5	3105.6	3096.3	3055.7	3019.7	3020.9
40°	3219.3	3226.2	3254.1	3312.1	3312.1	3306.3	3310.9	3304.0	3263.4	3228.6	3229.7
42.5°	3461.7	3465.2	3498.9	3560.3	3555.7	3544.1	3548.7	3539.5	3513.9	3474.5	3460.6
45°	3720.4	3734.4	3792.4	3851.5	3842.2	3805.1	3823.7	3821.4	3798.2	3739.0	3742.5
47.5°	4032.5	4055.7	4111.4	4182.2	4171.7	4113.7	4134.6	4148.5	4116.0	4051.1	4039.5
50°	4384.0	4399.1	4481.5	4547.6	4538.3	4476.8	4524.4	4526.7	4445.5	4353.9	4353.9
52.5°	4758.7	4773.8	4885.2	4988.4	4994.2	4904.9	4943.2	4940.9	4808.6	4688.0	4664.8
55°	5178.7	5185.6	5329.5	5481.5	5514.0	5426.9	5431.6	5385.2	5213.5	5073.1	5060.4
57.5°	5612.6	5638.1	5797.0	5994.2	6090.5	6037.2	6012.8	5888.7	5722.8	5561.5	5553.4
60°	6092.8	6094.0	6300.5	6533.7	6728.6	6764.5	6664.8	6498.9	6284.3	6070.8	6061.5
62.5°	6425.8	6475.7	6736.7	7131.1	7480.3	7682.2	7418.8	7070.8	6648.5	6304.0	6269.2
65°	6494.2	6527.9	6925.8	7594.0	8307.5	8742.5	8133.5	7393.3	6672.9	6213.5	6190.3
67.5°	5940.9	5976.8	6512.8	7538.3	8887.5	9779.6	8597.5	7237.9	6259.9	5691.4	5646.2
70°	4595.2	4635.8	5298.2	6635.8	8758.7	10105.6	8266.9	6313.3	5162.4	4548.7	4466.4
72.5°	2443.2	2592.8	3158.9	4554.5	7109.1	8700.7	6778.5	4606.8	3329.5	2721.6	2612.5
75°	892.1	910.7	1226.2	2019.7	4135.8	5966.4	4294.7	2197.2	1263.3	975.6	925.8
77.5°	368.9	367.8	403.7	610.2	1502.3	3055.7	1676.3	645.0	402.6	372.4	367.8
80°	218.1	218.1	240.1	254.1	395.6	922.3	442.0	287.7	241.3	220.4	223.9
82.5°	97.4	103.2	152.0	160.1	191.4	252.9	213.5	183.3	157.8	109.0	98.6
85°	53.4	46.4	80.0	83.5	91.6	94.0	100.9	99.8	91.6	53.4	54.5
87.5°	10.4	12.8	23.2	17.4	19.7	17.4	23.2	32.5	33.6	18.6	15.1
90°	0.0	0.0	0.0	0.0	0.0	0.0	0.0	0.0	0.0	0.0	0.0

(END OF REPORT)